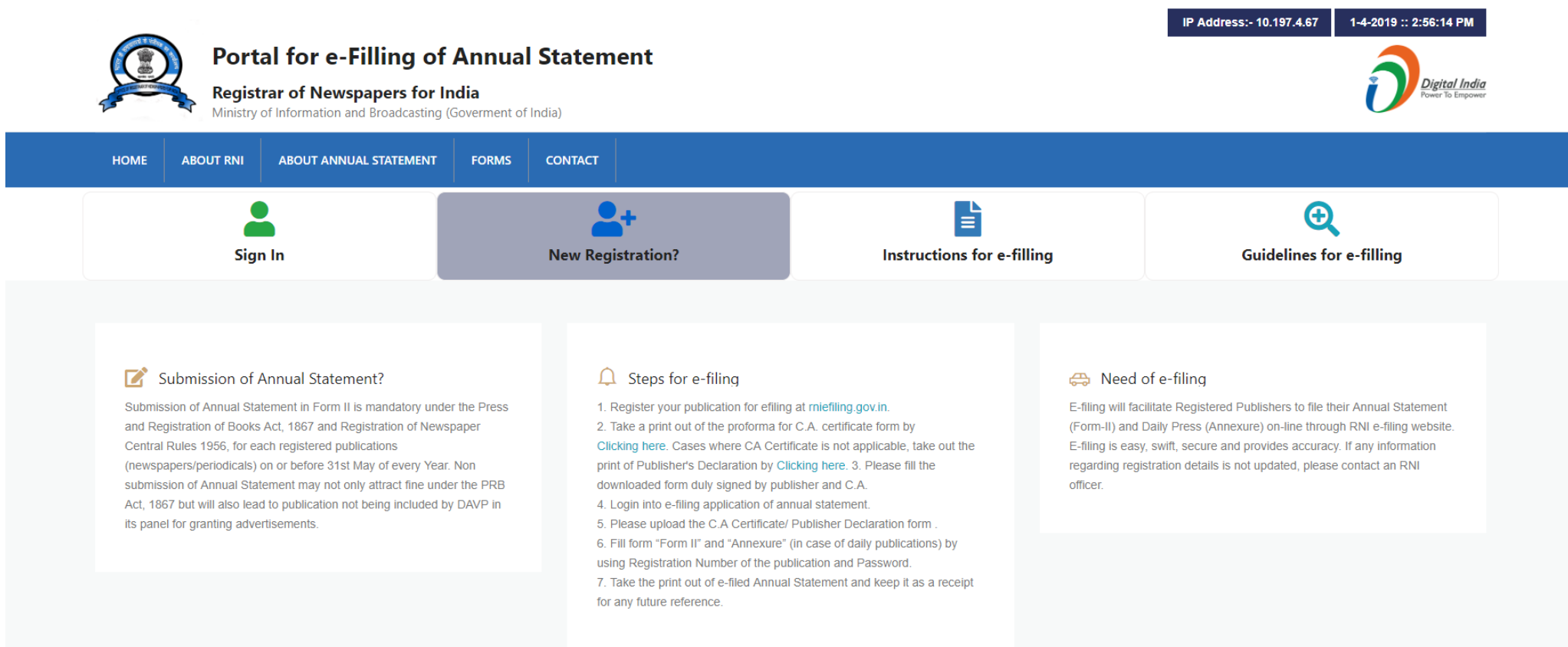



e-Filing Login Registration Instructions.

1. Open rniefiling.gov.in



The screenshot shows the homepage of the Registrar of Newspapers for India (RNI) e-filing portal. At the top right, there is a status bar displaying the IP address as 10.197.4.67 and the date/time as 1-4-2019 :: 2:56:14 PM. The main header features the RNI logo on the left, the text "Portal for e-Filing of Annual Statement" and "Registrar of Newspapers for India" in the center, and the "Digital India" logo on the right. Below the header is a blue navigation bar with links for HOME, ABOUT RNI, ABOUT ANNUAL STATEMENT, FORMS, and CONTACT. A secondary navigation bar contains four large buttons: "Sign In", "New Registration?" (highlighted in grey), "Instructions for e-filing", and "Guidelines for e-filing". The main content area is divided into three columns. The first column, titled "Submission of Annual Statement?", explains that filing Form II is mandatory under the Press and Registration of Books Act, 1867, and provides details on the deadline (31st May) and consequences of non-compliance. The second column, titled "Steps for e-filing", lists seven numbered steps: 1. Register at rniefiling.gov.in; 2. Print and sign the proforma for C.A. certificate; 3. Fill the downloaded form; 4. Login to the e-filing application; 5. Upload the C.A. Certificate/ Publisher Declaration form; 6. Fill Form II and Annexure; 7. Take a printout of the e-filed statement as a receipt. The third column, titled "Need of e-filing", states that e-filing facilitates publishers to file their statements online through the RNI website, which is easy, swift, secure, and accurate, and advises contacting an RNI officer if registration details are not updated.


2. Click on **New Registration** Link. A new window will appear.



Portal for e-Filing of Annual Statement

Registrar of Newspapers for India
Ministry of Information and Broadcasting (Government of India)

IP Address:- 10.197.4.67 1-4-2019 :: 3:02:14 PM



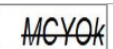

HOME | ABOUT RNI | ABOUT ANNUAL STATEMENT | FORMS | CONTACT

Login Registration for e-Filing of RNI Annual Statement

Registration Number *


Title Code *

Verification Code *

 MCYOK 

Content owned by D/o Office of Registrar of Newspapers for India
Disclaimer
Copyright © 2019

This site is designed, developed, hosted and maintained by



Ministry of Electronics & Information Technology,
Government of India.

Last updated : 1- 4- 2019

3. Enter Publication Registration Number and Title code
4. Enter the displayed verification code.
5. Click on Search button.
6. The details of registered publication are displayed. (Please verify the displayed details of the registered publication.)



Portal for e-Filing of Annual Statement

Registrar of Newspapers for India

Ministry of Information and Broadcasting (Government of India)

IP Address:- 10.197.4.67

1-4-2019 :: 3:07:46 PM



HOME

ABOUT RNI

ABOUT ANNUAL STATEMENT

FORMS

CONTACT

Login Registration for e-Filing of RNI Annual Statement

Owner Name

ASMAN R.MALEK

Title

TANHA SACH

Language

GUJARATI

City

KHEDA/ NADIAD

State

GUJARAT

Authorised Email Address *

mr.abc@gmail.com

Authorised Mobile Number *

7878787878

Continue

Cancel

Content owned by D/o Office of Registrar of Newspapers for India

Disclaimer

Copyright © 2019

This site is designed, developed, hosted and maintained by



Ministry of Electronics & Information Technology,
Government of India.

Last updated : 1-4-2019

7. Enter Authorized mobile number and authorized email Id.
8. Click the continue button.
9. User/Publishers will get an OTP on the **Authorised Email and Mobile number they have** submitted above. (Step-7)
10. Enter a correct Password. It must contain One number, one special character, one capital letter, one small letter
11. Enter the OTPs received on the authorized email and mobile number in the respective textboxes

Login Registration for e-Filing of RNI Annual Statement

Owner Name	
ASMAN R.MALEK	
Title	Language
TANHA SACH	GUJARATI
City	State
KHEDA/ NADIAD	GUJARAT
Authorised Email Address *	Authorised Mobile Number *
XYZ@gmail.com	7:8888888888
Password *	Confirm Password *
Please enter the password	Please confirm the password
Email OTP *	Mobile OTP *
Enter OTP received on authorised email address.	Enter OTP received on authorised mobile number.

Register

12. Then click on the **Register button**.



Portal for e-Filing of Annual Statement

Registrar of Newspapers for India

Ministry of Information and Broadcasting (Government of India)

IP Address:- 10.197.4.67

1-4-2019 :: 3:57:16 PM



[HOME](#)

[ABOUT RNI](#)

[ABOUT ANNUAL STATEMENT](#)

[FORMS](#)

[CONTACT](#)

Congratulations, Dear **Publisher Name** e-Filing registration for **542** has been completed.

Content owned by D/o Office of Registrar of Newspapers for India

Disclaimer

Copyright © 2019

This site is designed, developed, hosted and maintained by



Ministry of Electronics & Information Technology,
Government of India.

Last updated : 1-4-2019

13. A new window confirming successful e-Filing registration will appear with the **Name of the publisher and registration number** being displayed like above screen shot.